

Introducing  MY OASIS™
Our member resource center.



How to Register on a Desktop Computer



Your
Doctor's
Code is:


Need help? Call 1 (844) OASIS 4 ME / 1 (844) 627 4746




How to Register on a Desktop Computer

Link provided by your eye doctor through email.

1 Go to: <https://myoasisaccess.com/webapp/login.php>



2 Click "Create Account".

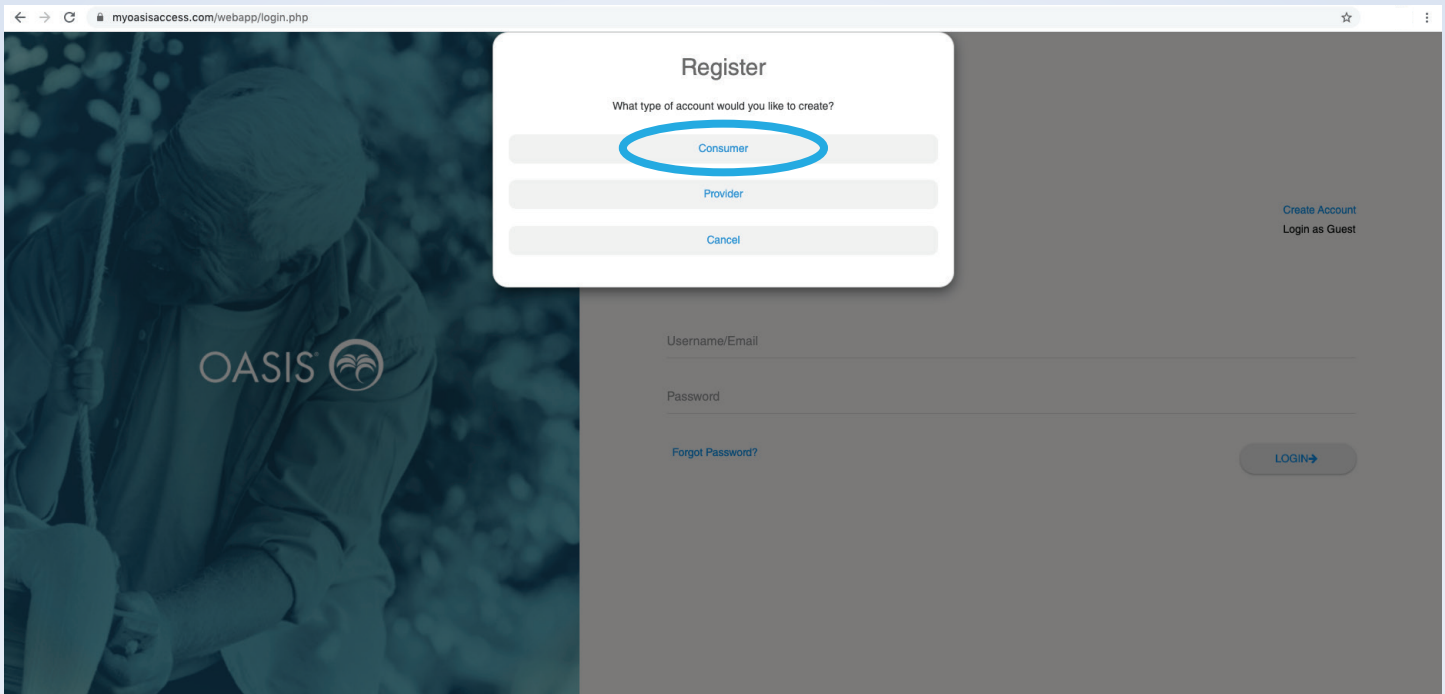


Need help? Call 1 (844) OASIS 4 ME / 1 (844) 627 4746

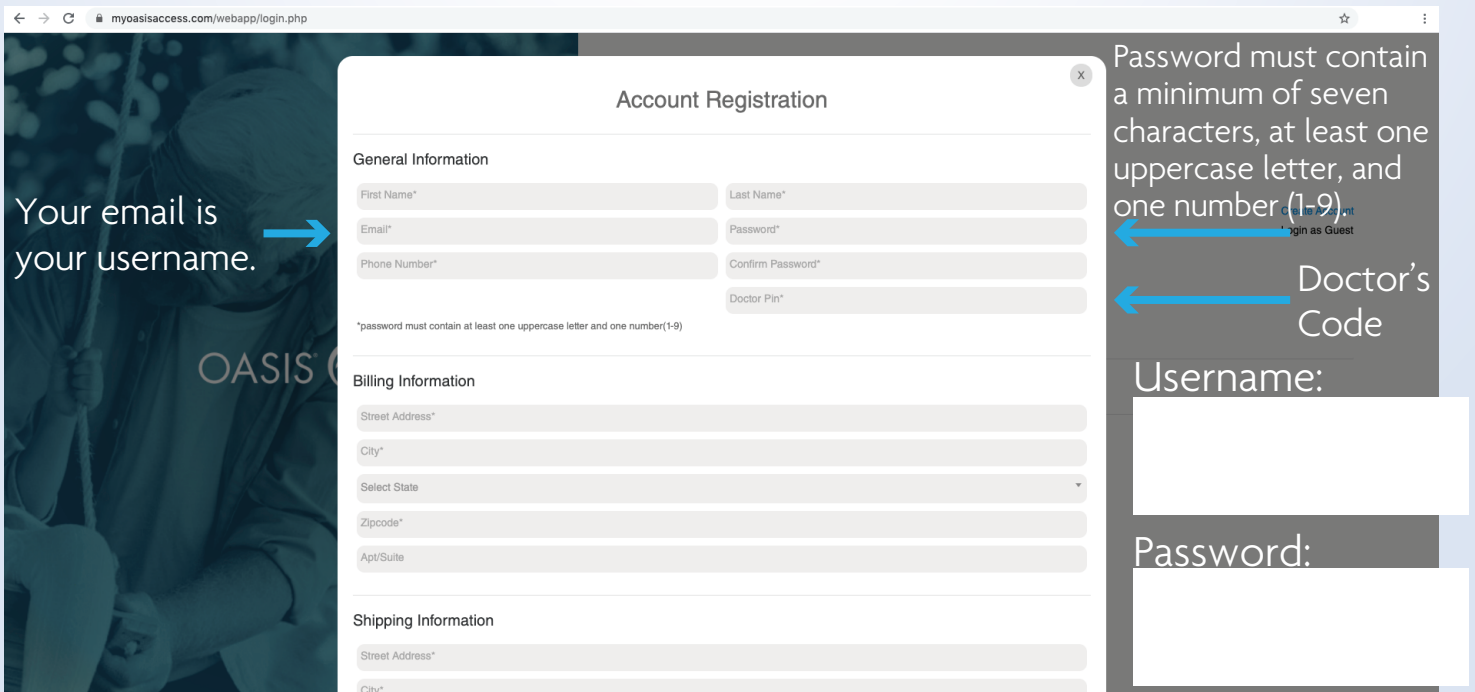


How to Register on a Desktop Computer

3 “Click on Consumer”.



4 Enter your Doctor's Code & Register your information.



Need help? Call 1 (844) OASIS 4 ME / 1 (844) 627 4746



How to Register on a Desktop Computer

5 Finish entering your information and click “Register”.

myoasisaccess.com/webapp/login.php

Billing Information

Street Address*
City*
Select State
Zipcode*
Apt/Suite

Shipping Information

Street Address*
City*
Select State
Zipcode*
Apt/Suite

Payment Information

Credit Card Number* Exp. Date* CVV*
Date: MMY

The fields marked with * are required.

Register

Create Account
Login as Guest

LOGIN→

6 Your registration is now complete. Click “Login” to enter My OASIS.

myoasisaccess.com/webapp/login.php

Registration Complete
Please check your email for verification

LOGIN


*If there is difficulty logging in, please check the confirmation email that is sent after registration is complete and click the link inside the email to verify your account.

Need help? Call 1 (844) OASIS 4 ME / 1 (844) 627 4746




How to Register on a Desktop Computer

7 Enter your username and password.



8 Click "Login".

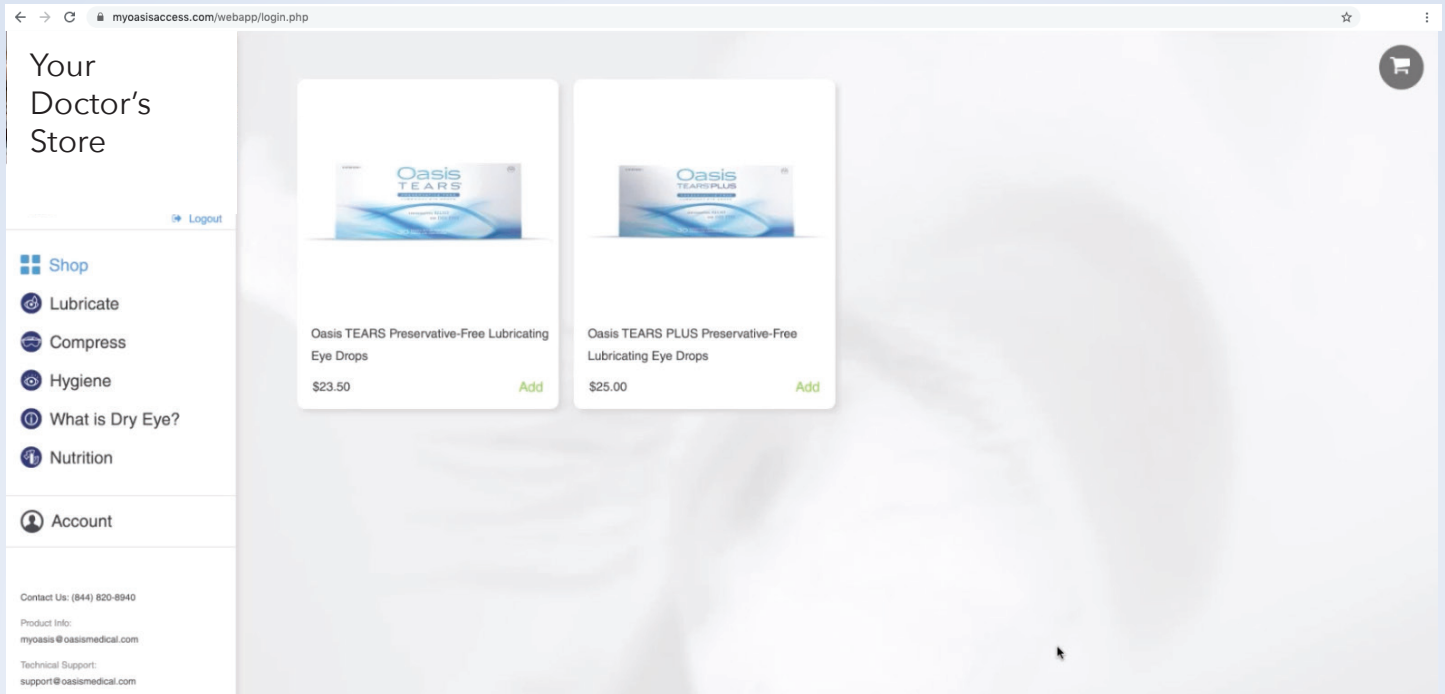


Need help? Call 1 (844) OASIS 4 ME / 1 (844) 627 4746



How to Register on a Desktop Computer

9 Login is successful and your doctor's store can now be accessed using My OASIS.



Need help? Call 1 (844) OASIS 4 ME / 1 (844) 627 4746